


IMMIGRATION HIGHLIGHTS

2016 Census

United Counties of Leeds and Grenville



An **IMMIGRANT** is a person who is or has ever been a landed immigrant or permanent resident.

A **NON-PERMANENT RESIDENT** is a person from another country who holds a work or study permit or is a refugee claimant.



7.2% of the population are immigrants
7115 people are immigrants
155 people are non-permanent residents

Top Countries of Birth

2011-2016 Arrivals

USA

Syria

India

China

UK



Overall

UK

USA

Netherlands

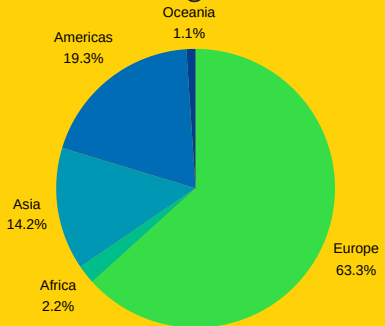
Germany

Philippines

Median Age
of 2011-16
Arrivals

35.5

Overall Region of Birth



ST. LAWRENCE RIDEAU
IMMIGRATION
PARTNERSHIP



Immigration, Refugees
and Citizenship Canada

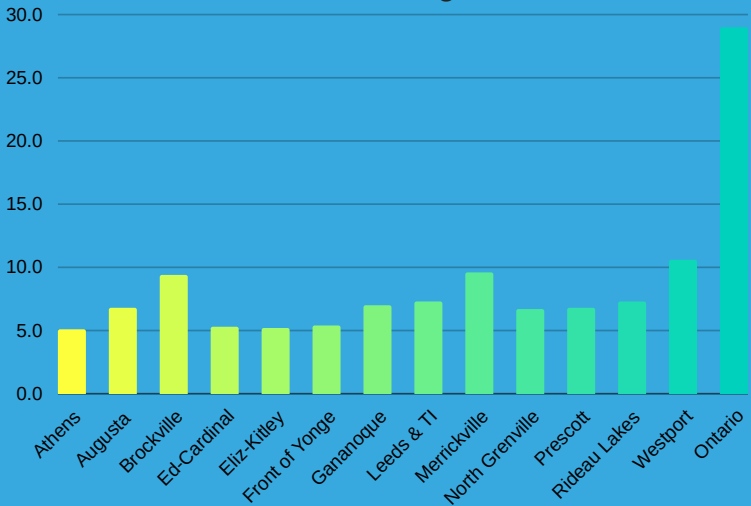
Immigration, Réfugiés
et Citoyenneté Canada

IMMIGRATION HIGHLIGHTS

2016 Census

United Counties of Leeds and Grenville

Percentage of Population Who Are Immigrants



Number of Recent Arrivals* (2011-2016)

Brockville	165
Gananoque	60
North Grenville	40
Leeds & Thousands Islands	35
Elizabethtown-Kitley	20
Edwardsburgh Cardinal	10
Augusta	10
Rideau Lakes	10

*data limited to above municipalities

Top Non-Official Languages Spoken Most Often At Home

- German
- Mandarin
- Spanish
- Vietnamese
- Arabic
- Cantonese
- Greek
- Polish
- Punjabi

Contact the St. Lawrence - Rideau Immigration Partnership

 diversity.matters@eecentre.com

 
@LGimmigration


613-498-2111


www.leedsgrenvilleimmigration.ca



ST. LAWRENCE - RIDEAU
IMMIGRATION
PARTNERSHIP



Immigration, Refugees
and Citizenship Canada

Immigration, Réfugiés
et Citoyenneté Canada